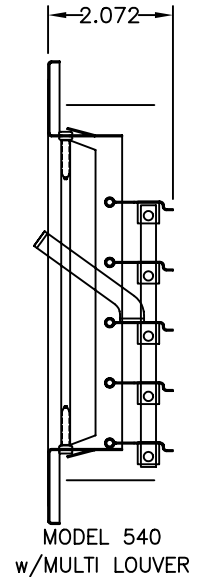
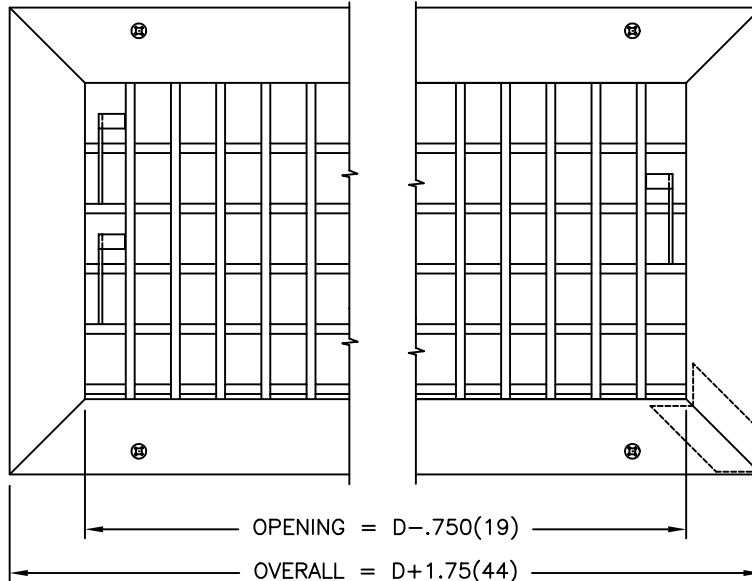
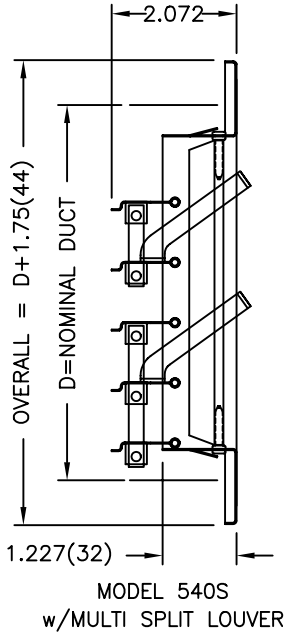
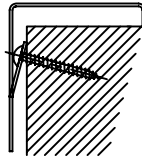


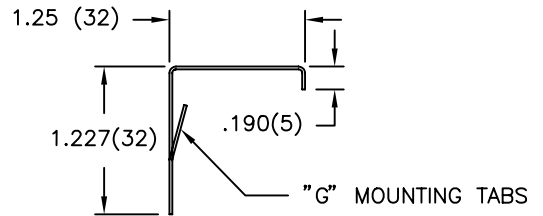
**540/540S SUPPLY GRILLES & REGISTERS
w/MULTI LOUVER DAMPER**



OPTIONAL "G" FASTENING



BORDER:



MATERIAL:

- STEEL CONSTRUCTION

FINISH:

- B12 WHITE
(OPTIONAL FINISHES AVAILABLE)

LOUVER STYLES:

- 540 MULTI LOUVER
- 540S MULTI SPLIT LOUVER

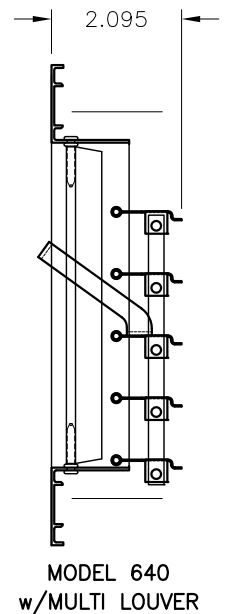
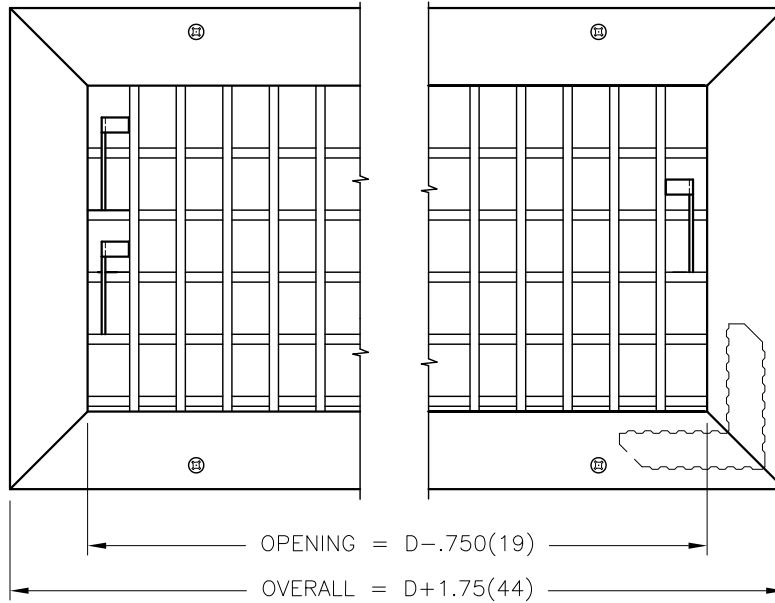
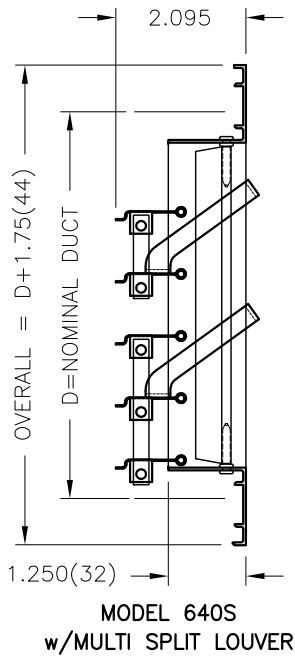
NOTE:

- STANDARD TYPE "A" FASTENING CONTERSUNK SCREWHOLES FOR NO.8 S.M.S. PER FACTORY STANDARD (SCREWS SUPPLIED)
- OPTIONAL TYPE G FASTENING - LANCED THROUGH "G" FRAME STACK FOR NO.8 S.M.S. PER FACTORY STANDARD (SCREWS SUPPLIED)
- AVAILABLE SIZES :
MIN. - 6" X 4" (152 X 102) MULTI LOUVER (MODEL 540)
MIN. - 6" X 5" (152 X 127) MULTI SPLIT LOUVER (MODEL 540S)
MAX. - 24" X 14" (914 X 355)
(ONE PIECE CONSTRUCTION)
- BLADE ORIENTATION -
FRONT DIRECTIONAL BLADE= PARALLEL TO SHORT DIMENSION
LOUVER BLADE = PARALLEL TO LONG DIMENSION
- BLADE SPACING = $\frac{3}{4}$ " (19)

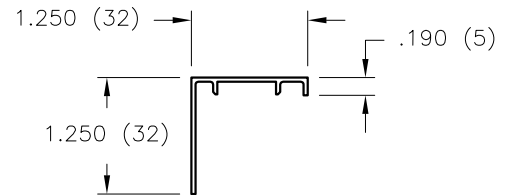
ALL METRIC DIMENSIONS () ARE SOFT CONVERTED. IMPERIAL DIMENSIONS ARE CONVERTED TO METRIC AND ROUNDED TO THE NEAREST MILLIMETER.

PROJECT:		PRICE[®]	
ENGINEER:			540/540S
CUSTOMER:		239430	STEEL SUPPLY GRILLES & REGISTERS w/MULTI LOUVER DAMPER
SUBMITTAL DATE:	SPEC. SYMBOL:	MAR 2005	

**640/640S SUPPLY GRILLES & REGISTERS
w/MULTI LOUVER DAMPER**



BORDER:



MATERIAL:

- ALUMINUM CONSTRUCTION

FINISH:

- B12 WHITE
(OPTIONAL FINISHES AVAILABLE)

LOUVER STYLES:

- 640 MULTI LOUVER
- 640S MULTI SPLIT LOUVER

NOTE:

- STANDARD TYPE "A" FASTENING CONTERSUNK SCREWHOLES FOR NO.8 S.M.S. PER FACTORY STANDARD (SCREWS SUPPLIED)
- AVAILABLE SIZES :
MIN. - 6" X 4" (152 X 102) MULTI LOUVER (MODEL 640)
MIN. - 6" X 5" (152 X 127) MULTI SPLIT LOUVER (MODEL 640S)
MAX. - 18" X 14" (914 X 355)
(ONE PIECE CONSTRUCTION)
- OVERSIZED UNIT AVAILABLE IN SIZES:
 20" X 4" (508 X 102) 20" X 6" (508 X 152) 22" X 6" (559 X 152)
 24" X 6" (610 X 152) 24" X 8" (610 X 203) 24" X 10" (610 X 254)
 24" X 12" (610 X 305)
- BLADE SPACING = 3/4" (19)
- BLADE ORIENTATION
FRONT DIRECTIONAL BLADE= PARALLEL TO SHORT DIMENSION
LOUVER BLADE = PARALLEL TO LONG DIMENSION
- BLADE SPACING = 3/4" (19)

ALL METRIC DIMENSIONS () ARE SOFT CONVERTED. IMPERIAL DIMENSIONS ARE CONVERTED TO METRIC AND ROUNDED TO THE NEAREST MILLIMETER.

PROJECT:		PRICE [®]	
ENGINEER:			640/640S
CUSTOMER:		245500	ALUMINUM SUPPLY GRILLES & REGISTERS w/MULTI LOUVER DAMPER
SUBMITTAL DATE:	SPEC. SYMBOL:	2009/05/27	